

## Cement & Concrete Lab

## Civil Engineering Lab Equipment

### COMPRESSION TESTING MACHINE HAND OPERATED

**Capacity:** 1000kN, 2000kN Hand Operated

Compressive Strength Testing Equipment to test cement, brick and concrete is offered by us. The range we offer includes Manually (Hand) Operated, Semi Automatic Compression Testing Equipment, Electrically Cum Manually Operated equipment and more. These strength testing equipment are extremely handy and are easy to use for testing cement, concrete and mortar cubes. We lay utmost importance on equipment design and construct with emphasis on ease of operation. As present day buyers expect more power, speed and highest level of accuracy in material testing system, we continue to offer research based Compressive Strength Testing Equipment of international standard, at affordable prices.




### COMPRESSION TESTING MACHINE ELECTRICAL CUM HAND OPERATED

**Capacity:** 1000kN, 2000kN Electrical cum Hand Operated

**Optional:** Two Gauge, Three Gauge Also Available

Compression Testing Equipment Electrically cum Manually (Hand) Operated. The loads are measured on Bourdon tube type load gauges which are calibrated against certified proving rings. The load gauges are fitted with a maximum load pointer. In the Electrically Operated Pumping Units, load gauges are fitted with micro switches to switch-off the motor when the load approaches the maximum capacity of the gauge, avoiding any over loading. Relays are incorporated so that the motor does not restart on its own after a power breakdown. The electrically operated pumping units are provided with a control knob to adjust the pace rate which can be effectively controlled by an experienced operator during the course of testing, by observing the progress of the load gauge reading. The electrically operated pumping units are also fitted with hand operated pump.



## Cement & Concrete Lab

## Civil Engineering Lab Equipment

### DIGITAL COMPRESSION TESTING MACHINE

**Capacity:** 1000kN, 2000kN

**Optional:** Digital Compression Testing Machine with Single Gauge also Available

The Digital Compression Testing Machine has been designed to meet the need for a simple, economic and reliable means to test concrete for its compressive strength. The Digital Indicator incorporates a 4-Digits display calibrated in Kilo Newton (KN) and preset to maximum load capacity fitted with micro switches to switch-off the motor when the load approaches the maximum capacity of the gauge, avoiding any over loading. Relays are incorporated so that the motor does not restart on its own after a power breakdown. The electrically operated pumping units are provided with a control knob to adjust the pace rate which can be effectively controlled by an experienced operator during the course of testing, by observing the progress of the Digital Indicator readings.



### FLEXURE TESTING MACHINE HAND OPERATED

**Optional:** Electrical cum Hand Operated also Available

The Flexure Strength Testing Machines are designed to provide maximum rigidity throughout their working range. The load is applied by the upward movement of a hydraulic ram. The jack can be raised or lowered for testing different size beams. The load is indicated on a calibrated Bourdon tube type Pressure Gauge of range: 0-100kN x 0.5kN (0-10,000 kgf x 50 Kgf). The load gauge is calibrated against NPL/ NCCBM certified proving ring.



### CUBE MOULD

**Size:** 50mm x 50mm x 50mm Non ISI

70.6mm x 70.6mm x 70.6mm Non ISI

100mm x 100mm x 100mm Non ISI

150mm x 150mm x 150mm Non ISI

150mm x 150mm x 150mm ISI Marked

For concrete compressive strength testing we offer highly sophisticated testing machines duly made by our engineers and technicians keeping in mind the overall usages. Our concrete compressive strength testing machines includes concrete strength testing moulds







## Cement & Concrete Lab

## Civil Engineering Lab Equipment

<p>like Cube Moulds, Beam Moulds, Cylindrical Moulds along with Flexural Strength Testing Machine that are equipped with the latest designs and operating principle. Four standard sizes of cube moulds are offered and supplied complete with base plate.</p>	
<p><b>BEAM MOULD</b>  <b>Size:</b> 150mm x 150mm x 700mm        100mm x 100mm x 500mm        Two standard sizes of Beam Moulds are offered for casting concrete specimens for flexural strength testing. These beam moulds are made of cast iron and are supplied complete with a base plate.</p>	
<p><b>CYLINDRICAL MOULD</b>  <b>Size:</b> 150mm x 150mm x 300mm        100mm x 100mm x 200mm        Moulds for testing concrete cylinders for Compressive Strength Testing are offered in two different sizes. These cylindrical moulds are made of Cast Iron and split into two parts longitudinally. These are supplied complete with a base plate and top plate</p>	
<p><b>PROVING RING</b>  <b>Capacity:</b> 25kgf to 100kgf (1KN) 200kgf (2KN) 250kgf (2.5KN) 1000kgf (10KN) 2000kgf (20KN) 2500kgf (25KN) 3000kgf (30KN) 5000kgf (50KN) 100KN (10Tons) 200KN (20Tons) 500KN (50Tons) 1000KN (100Tons) 2000KN (200Tons)        Specification: The Proving Rings are made of special steel, carefully forged to provide high and stable accuracy, dependability and repeatability. The dial gauge and anvil are mounted on U-brackets clamped to the ring body by set screws. The indicator has a sensitivity of 0.002mm/ div and the deflection is directly proportional to the applied load. The rings are supplied complete with dial gauge and Works Calibration Chart, individually packed in polished wooden boxes. NPL (India) / NCCBM Calibration Certificates can also be arranged for any proving ring at an additional cost. Separate Pair of Loading Pads are provided to suit each proving ring.</p>	




## Cement & Concrete Lab

## Civil Engineering Lab Equipment

<p><b>CEMENT SAMPLER</b>        As Per IS 7535 1986 ASTM C183 AASHTO T127 This is a brass tube approximately 53 cm long and 2.8 cm I.D. with a wooden handle. Total length approximately 73cm. The tube has the sharp angular edge which conveniently pierces cement bags. An air hole of approximately 3mm dia. is drilled on the tube near handle. Total sample collected at one time is 300 cm approximately</p>	
<p><b>BLAINE'S AIR PERMEABILITY APPARATUS</b>        As Per IS 4031, 5516, 1727 &amp; 4828, ASTM C-204 BS 4359-2 The apparatus is used for determining the fineness of cement in terms of specific surface expressed as total surface area in square centimeters per gram of cement. This is a variable flow type permeability.        Specification: The apparatus consists one each of permeability cell 12.5mm I.D. manometer 'U' type mounted on stand with a built in stop cock, perforated disc, plunger rubber stopper, rubber tube 30cm long. Packet of 12 filter paper disc and a bottle of 100ml dibutylphthalate liquid.</p>	
<p><b>VICAT NEEDLE APPARATUS</b>        As Per IS 4031, 2645, 2542 (PART-1), 1727, 5513 &amp; 712 BS 12, 146, 915, 1370, 4027, 4246, 4248 AASHTO T 129, E 131. Specification: Same as Vicat Needle Apparatus but in addition is fitted with a dashpot which facilitates gentle lowering of the needles.        Accessories: Mild steel base plate 5 inches x 5 inches. Fulcrum mould, brass, 70mm i.d. base dia. x 60mm i.d. top dia., 40 mm height. Note:1) Normally set of needles and mould which meet is requirements as per I.S. 5513 are supplied. While ordering please specify the specification code of the instrument required. 2) Vicat needle apparatus for determining consistency of hydraulic cement. Gypsum plaster, lime etc. As per ASTM C 187-58 C 472-62 C 110-58, IS 2542 (Part-1) can also be supplied.</p>	
<p><b>GILLMORE NEEDLE APPARATUS</b>        As Per ASTM C 266 This instrument is used for determining the time setting of hydraulic cement. Specification: A base with a Vertical shaft and Two horizontal arms. The lower arms is adjustable for height. 1 no. Initial needle 1/12-inch dia. ¼ lb. Wt. 1 no. Final needle 1/24 inch dia. ¼ lb. Wt. 1 no. Glass base plate. Complete as above.</p>	

## Cement & Concrete Lab

## Civil Engineering Lab Equipment

<p><b>KELLEY BALL PENETRATION APPARATUS</b>            As Per ASTM C-360 The apparatus is used to determine the work ability of Portland cement &amp; concrete. The Kelly ball test is considered to be simple and much faster than the slump test. Twice the Kelly ball reading approximately equals the slump. It consists of a cylinder with a ball shaped bottom and handle, together weighing 15 kg. A strip frame, guides the handle and serves as a reference for measuring the depth of penetration. The handle is graduated in mm. Penetration can be recorded to the nearest 0.5mm.</p>	
<p><b>FLOW TABLE</b>  <b>Optional:</b> Flow Table Motorized Also Available            AS Per IS : 6932 ( PART VIII) ASTM C 230,BS 4551:1 This is used for determining the work ability of building limes. Specification: The flow table consists of a 30 cm dia. polish steel plate with 3 engraved annular circles 7, 11 and 19cm dia. The table top is arranged for a free fall of 12.5mm by a cam action. Supplied complete with one brass conical mould, 65mm i.d. at base and 40mm i.d. at top, height of the mould 90mm.</p>	
<p><b>VE BEE CONSISTOMETER</b>            As Per IS 1199 &amp; BS EN 12350. The instrument is used for work ability as well as consistency of fresh concrete. A slump Cone and a graduated rod supplied with the instrument helps the operator to find out slump values and vibration table with container and acrylic disc is used to find out work ability of concrete expressed in Vee Bee degrees, which is defined as the time in seconds to complete required vibrating at which the fresh concrete flows out sufficiently to come in contact of the entire face of acrylic disc. Specification : The equipment consists of : A vibrating table size 380mm long and 260mm wide, resting upon elastic support at a height of about 305mm above the floor, complete with Start/Stop switch, cord and plug. A holder is fixed to the base in to which a swivel arm is telescoped with funnel and guide swivel arm is also detachable from the vibrating table. The divisions of scale on the rod record the slump of the concrete in millimeters. Supplied complete with a sheet metal container with lifting handles which can easily be fixed to the vibrating table. A slump cone open at both ends with lifting handles and a tamping rod of size 16mm dia and 600mm long rounded at both ends.</p>	

## Cement & Concrete Lab

## Civil Engineering Lab Equipment

### SLUMP TEST APPARATUS

As Per IS 1199, IS 7320 Specification: The slump cone in these slump test apparatus is filled with freshly mixed concrete and tamped with a tamping rod in three or four layers. The top of the concrete is leveled off with the top of the slump cone, the cone is lifted vertically up and the slump of the sample is immediately measured. The complete slump test apparatus set comprises of a Steel Octagon Base Plate (8 faces) with carrying handle, Graduated Tamping Rod 16mm dia. x 600mm long with one bullet end, slump cone having base 200mm, height 300mm fitted with handle.



### COMPACTION FACTOR APPARATUS

As Per IS 1199, 5515. & BS 1881-103 The apparatus is used for determining the work ability of fresh concrete, provided the maximum size of the aggregate does not exceed 38mm. The test is particularly useful for concrete mixes of very low work ability where true slump values are not reliable. Specifications: It consists of two rigid conical hoppers and a cylinder mounted on a rigid metal frame. The lower openings of the hoppers are fitted with hinged trapdoors having quick release catches. A circular metal plate is provided to cover the top of the cylinder. Supplied complete with one plasterer's trowel and one tamping rod, 16mm dia x 600 mm long, one end rounded.



### MOTORIZED LABORATORY CONCRETE MIXER

Specification: The Laboratory Concrete Mixer is used for preparing Mix Design of Concrete. It consists of a steel vessel of 55/ 110 Litres capacity, mounted on a frame. The vessel is rotated at 20-22 RPM with the help of a motor and a pulley arrangement. The vessel of laboratory concrete mixer can be tilted to any angle by a hand wheel and counter weight. This facilitates mixing and discharge. Blades are provided inside the vessel to mix the material thoroughly. The large pulley wheel facilitates manual rotation of the drum during power failure. The drum, pulley wheel, and motor are mounted on a steel frame in these laboratory concrete mixer. The concrete mixer is fitted with ½ HP motor. Suitable for Operation on 220V, Single Phase, 50Hz, AC Supply.



## Cement & Concrete Lab

## Civil Engineering Lab Equipment

### PAN TYPE CONCRETE MIXER CAPACITY 40 LITRE

The Concrete Mixer has been designed for mixing small quantities of concrete used in preparation of concrete cubes, for testing in laboratories. The purpose of the mixer is to smear mechanically the aggregate surface with cement paste uniformly & produce a mix of uniform consistency. This in turn gives consistent quality of cube specimens when casted in the moulds. The Concrete Mixer developed is transportable on wheels. The design of mixing paddles ensure uniform & efficient mixing of cement & aggregate both in dry & wet conditions. This machine is suitable for aggregate size upto 20mm. The equipment can also be put to use for mixing of any other material in dry / wet conditions. The arrangement helps the operators to access the pan contents conveniently & emptying the mixture after completion of the operation. The drum is driven off the ribbed base. The lid with mixing paddles clears off the top of the drum to provide maximum access to the operator.

Specifications: Mixing Capacity : 40 ltrs.,  
 Overall Dimension : 910mm X 875 mm X 1250mm, Motor : 2 HP, 960 RPM



### CEMENT MORTAR MIXER

As Per IS: 4031,1727 It is used for mixing cement pastes, mortars and pozzolanas. Specification: The apparatus consists of an epicyclical type stainless steel paddle imparting both planetary and revolving motion, by means of gears. It has two speeds of 140 + 5 r.p.m. and 285 + 10 r.p.m. with planetary motions of approximately 62 r.p.m. + 5 r.p.m. and 125 r.p.m. +/- 10 r.p.m. respectively. The stand of the mixer has arrangement to raise or lower the bowl. Complete with stainless steel bowl of about six liters capacity. Suitable for operation on 230 volts, 50 cycles, single phase, A.C. supply.






### LE CHATELIER MOULD

As Per IS 269, 712, 5514, 1727, 2645, 6932 (PART IX) BS 6463 It is used for the determination of soundness by expansion method of ordinary and rapid hardening Portland cement, low heat Portland cement and class 'A' Limes. Specification : It consists of a small split cylinder forming a mould. On either side of the split cylinder. Two parallel indicating arms with pointed ends are attached. Supplied complete with two glass plates and a lead weight.



## Cement & Concrete Lab




## Civil Engineering Lab Equipment

<p><b>LE CHATELIER FLASK</b>          AS Per IS 4031 1968, ASTM C 188 Used for finding specific gravity of hydraulic cement. Made from Borosilicate glass. The flask is 243mm in total height, having a bulb of 90mm dia of 250ml approximate capacity. The long neck of the flask has at top a funnel of 50mm dia in that fits a ground glass stopper. The neck has over-all 11mm i.d. upper portion is graduated from 18ml to 24ml with 1 ml graduation. Just at the bottom of the neck 1 ml capacity is marked in between there is 17 ml capacity bulb.</p>	
<p><b>LABORATORY CEMENT AUTOCLAVE</b>          As Per IS 4031-1968, IS 1624-1960 &amp; ASTM C 151, C 141          The autoclave is suitable for conducting accelerated soundness tests on cements or the autoclave expansion test requiring constant steam pressure with the correspondent constant pressure. It consists of a stainless steel cylinder with a welded heat insulated metal housing attractively finished. The attached control unit encloses a sensitive pressure regulator and pressure gauge. Power switches and pilot lights for controlling the electric heating units. Inside chamber dimensions 10.5 cm diameter x 40.5cm height suitable for operation on 230 V, 50 Hz Single Phase A. C. supply. Supplied complete with test bar holder, special rack to hold specimens above water level in the autoclave and in a vertical position to expose them in the same manner. A Digital PID Controller is fitted for controlling the desired temperature.</p>	
<p><b>HEAT OF HYDRATION APPARATUS</b>          As Per IS 11262-1985, ASTM C 186 This equipment is required to determine the heat of hydration of cement as expressed in calories per gram. The equipment comprises of the following :1) A wide mounted double walled vacuum flask with a stop cock 38 mm &amp; a insulating container for the flask 2) A Beckman thermometer (Range 5° C )held tightly by the cock stopper in such a way as to avoid accidental contact with the stirrer blade &amp; the reading lens. To facilitate the easy removal the cock stopper is in two halves.3) A constant speed stirrer (double bladed propeller type) extended to within 38 mm from the bottom of the flask.4) A funnel (Gooch type)with a stem of 6 mm inner dia&amp; a body approx. 25 mm long and 25 mm dia. is fitted to the cock stopper for introducing the sample All the above to combine to form the calorimeter for the determination of heat of hydration of cement.</p>	



## Cement & Concrete Lab

## Civil Engineering Lab Equipment


<p>Suitable To Operate on 230 V A.C. 50 Hz</p>	
<p><b>VIBRATING TABLE</b>  <b>Size: 20" x 20" x 20", 24" x 24" x 24", 39" x 39" x 39"</b>          Specification: Proper compaction of cement and concrete while casting specimens for compressive or flexural strength testing essential to achieve a better and more consistent mixture. The cement and concrete vibrating table top has stops along its edges to prevent moulds from sliding off the table during operation. The maximum load capacity is 140 kg.</p>	
<p><b>VIBRATING MACHINE</b>  <b>Optional:</b> Digital Machine also Available          As Per IS 4031, IS 10080 Vibrating Machine is used for vibrating the mix in moulds at a frequency of <math>12,000 \pm 400</math> cycles per minute. The vibrator is mounted over 4 coiled springs and the vibrations are developed by means of a revolving eccentric shaft. The center of gravity of the vibrator, including the cube mould, is either at the center of eccentric shaft or within 25mm below it. The simple design of the machine facilitates easy assembly and dismantling of the cube moulds</p>	
<p><b>JOLTING APPARATUS</b>          As Per IS 1727 1967, IS 4031 1968, ASTM C 394, C 64 For making standard rectangular specimens of 40 x 40 x 160mm. of Portland and pozzolana cement mortar for determining the transverse strength. Specification : The jolting apparatus consists of a rectangular table rigidly connected by two support arms to a spindle at a horizontal distance of 800 mm from the center of the table. There is a projecting lug with a plane face on the upper face of the table beneath which is a stop with a rounded upper surface. The table can be raised and allowed to fall freely on the stop by a cam which is connected to a motor and gearbox through a V-belt and pulleys. The cam rotates at a rate of 60 Rev/Min. A stroke counter fitted with micro-switch is provided which stops the machine after 60 Jolts. Locating pins are provided for mounting the mould compartments on the table. The mould surmounted by the hopper can be clamped rigidly to the table. Supplied complete with mould and hopper. Suitable for operation on 230 Volts, Single Phase, A.C. Supply. A Digital Preset Counter can be supplied at an extra cost. Accessories: Steel mould with base plate having three compartments each having 40mm x 40mm x 160mm.</p>	

## Cement & Concrete Lab

## Civil Engineering Lab Equipment

### REBOUND HAMMER

The concrete test hammer is an instrument which is easy to use, for quick and approximate measurement of the resistance to pressure of manufactured concrete products. The principles on which it works are based on the rebound impact of a hammer on a piston which rests against the surface of the concrete products. The Greater the resistance of the concrete, greater is the rebounded impact. By reading this rebound impact on a scale and relating it to curves on graphs supplied with the instrument, the resistance to compression in MPA or PSI can be found, with 20% of actual. Specifications : Consists of a barrel in which is housed a hammer mass attached to an impact spring which slides on a guide bar. A plunger is attached to the guide bar which is pressed against the surface to be tested. As the piston is pressed against the surface to be tested, on reaching the compressive strength, the hammer mass is released and rebounds to a certain extent (according to the strength of the surface) which is indicated by a rider on a calibrated scale. A lock button fixed on the body of the hammer locks the rider in place and the rider can be reached to zero position by using the same button. The equivalent compressive strength can be computed from the chart supplied. Each hammer is calibrated against at standard test hammer, and is suitable for specimen of compressive strengths 100 - 700 kg/cm. The instrument, complete with a grinding stone for polishing the test surface, is supplied in carrying case.



### LONGITUDINAL COMPRESSOMETER

ASTM C 469 It is designed for finding out the deformation and strains on 15cms. Diameter and 30 cm. high cement and concrete cylinders when subjected to compressive loads. Specification : Consists of a frame with a bottom ring and a top ring with tightening screws to firmly clamp the compressometer over the cylinder. A dial gauge .002mm x 5mm is mounted on the upper ring and the tie of the dial gauge rests on an anvil. The zero on the dial gauge can be set by adjusting the anvil screw. Supplied in a wooden carrying case.



### LATERAL EXTENSOMETER

This is for determining the lateral extension of 15cm dia x 30 cm high cement concrete cylinders while testing them under compression. Specification : The unit consists of two movable frames pivoted at one end. The extensometer is fixed to the specimen with the help of tightening screws. The lateral extension is indicated on a dial gauge of 0.002mm x 5mm is mounted on the upper ring and the tip of the dial gauge rests on an anvil. The zero



## Cement & Concrete Lab

## Civil Engineering Lab Equipment

on the dial gauge can be set by adjusting the anvil screw. Supplied in a wooden carrying case.

### **AIR ENTRAINMENT METER**

As Per IS 1199 1959 & BS 1881-106 As entrainment of air in limited percentage improves durability of concrete and very low percentages deteriorate it ,measurement of air entrapped in freshly mixed concrete becomes important. The use of chemical additives to increase work ability of concrete in turn requires an air content check to be made. Air entrainment meters are used to determine air entrained in freshly mixed concrete by pressure method. Specification : The apparatus consists of a pressure tight flanged cylindrical measuring bowl of 0.005 cubic meter capacity for maximum size of aggregate 38mm. The bowl is fitted with a removable flanged conical cover assembly with the help of a seal. The conical cover has an air valve and a petcock for bleeding off the water. A transparent cylindrical stand pipe which is graduated in air content is fixed to the conical cover assembly. Pressure is applied to the specimen with the help of a pressure bulb and the pressure is recorded on the pressure gauge which is mounted on the stand pipe. The whole assembly is mounted on a flat base. The instrument is supplied complete with one each following accessories. Other Size are also available. 0.007 cubic meter capacity for maximum size of aggregates 38mm, 0.01cubic meter capacity for maximum size of aggregate 75mm. 0.1 cubic meter capacity for maximum size of aggregate 150mm.



## Cement & Concrete Lab

## Civil Engineering Lab Equipment

### CURING TANK

a) 24 Hour cycle from time of mixing.  
 b) Controlled 35°C or 100°C  $\pm 2^\circ\text{C}$  Curing Temperature for concrete. c) Controlled 27°C  $\pm 2^\circ\text{C}$  Curing Temperature for grey cement. The tank has been designed to accommodate 150mm/70.6mm cube moulds upto 36/72 cube mould and fully insulated, complete with a hinged lid, heater, thermostat and re-circulated pump. Provision of two removable racks allowing free circulation of water around each mould. The pump, drain valves and electrical equipment are housed in a compartment located at one end of the tank. The Tank is heated by a immersion heater under normal conditions and refrigeration system for grey cement the temperature is controlled at 35°C or 100°C  $\pm 2^\circ\text{C}$  / 27°C  $\pm 2^\circ\text{C}$ , except for the 15 minutes after immersion of the freshly made specimens. 1 Curing Tank for 6/12 moulds of 150mm / 70.6mm size 2 Curing Tank for 12/24 moulds of 150mm / 70.6mm size 3 Curing Tank for 24/48 moulds of 150mm / 70.6mm size 4 Curing Tank for 36/72 moulds of 150mm / 70.6mm size



### NEEDLE VIBRATOR

An increasing number of contractual obligations call for various forms of vibro-compacted concrete for achieving a better and more consistent mixture. The Needle Vibrator is recommended for vibro-compaction test cylinders and beams at site and in the laboratory. This instrument can also be used at small construction sites. A motor fitted on a swivel base drives a flexible shaft, which in turn, vibrates the needle at about 10,000 vibrations per minute. (approx.) Specifications: Needle Vibrator with a 25mm. diameter x 350mm, long needle, a one meter long flexible shaft and a motor drive with a swivel head and on/off switch. Wired for 230V. Sph. 50Hz. Accessories: 2 meter long flexible shaft without needle. 3 meter long flexible shaft without needle. 5 meter long flexible shaft without needle, but with a 2 H.P. motor. Needle 20mm, diameter x 350mm. long. Needle 40mm, diameter x 350mm. long.



## Cement & Concrete Lab

## Civil Engineering Lab Equipment

### **TILE FLEXURE TESTING MACHINE**

AS PER IS: 1237 and 654 The Tile Flexure Testing Machine is used to determine the flexural strength of clay roofing tiles and cement concrete flooring tiles. We are one of the leading manufacturers of Tile Flexure Testing Machines. Our machines are manufactured using best raw materials to ensure good functionality and durability. The Tile Flexure Testing Machine is a double lever loading machine where load is placed by a flow of lead metal that automatically stops as the sample breaks. The sample is mounted between rollers which are 40mm or 12mm in dia. Bearing rollers can be placed at center distances of 150, 200 or 270mm. The unit comes equipped with a 20 Kg lead metal.



### **TILE ABRASION TESTING MACHINE**

AS PER IS: 1237 & 1706.

This is used for determination of resistance to wear for cement concrete flooring tiles. Tiles specimen of size 7.06cm x 7.06cm is pressed trace-wise under specific load on a grinding path and abrasive powder is evenly spread on the rotating grinding path and after specific number of revolutions of the grinding disc the second parallel side of the tile is subjected to wear for similar number of rotations. The wear of the tile is measured on a thickness gauge specifically made for the purpose. The machine consists of a disc rotating at a speed of 30 rpm in a circular tray. A bracket is provided to hold the specimen. A counter balance lever loads the specimen. Load applied is 30kgf. A funnel is fitted to evenly spread abrasive powder on the grinding path. A pre-set counter automatically stops the machine after 22 revolutions. This counter is re-adjustable. The machine works on 440 volts AC, three phase electrical supply.



### **DLC VIBRATING HAMMER**

We are providers of Vibratory Hammers, which is a specialized equipment used consistently at construction sites. The Vibratory Hammer is electrically operated. Our Vibratory Hammer has several uses. Some of them are listed below. Specifications Used for changing the soil formation with the use of its vibration Used for driving hammers into heavy or hard piles Used for the compaction of concrete cubes of 150mm & 100mm





Address: Plot No.: 50 Upper Ground Floor, Saidulajab Extn. Saket, Near Saket Metro Station, New Delhi -30  
Mob.: + 91- 8130516663, +91-9717575001 Ph.: 011-41060926  
E-mail: [entekindia@gmail.com](mailto:entekindia@gmail.com) Web: [www.entekinstruments.com](http://www.entekinstruments.com)

**Cement & Concrete Lab**

**Civil Engineering Lab Equipment**